

# Composite cylinder under unsteady, axisymmetric, plane temperature field

Nguyen Dinh Duc<sup>1,\*</sup>, Nguyen Thi Thuy<sup>2</sup>

<sup>1</sup>*University of Engineering and Technology, Vietnam National University, Hanoi*

<sup>2</sup>*University of Science, Vietnam National University, Hanoi*

Received 2 January 2010

**Abstract.** With advantages such as high strength, high stiffness, high chemical resistance, light weight...composite tubes are widely applied in urban construction and petroleum industry. In this report, the authors used the displacement method to study the mechanical behavior (stress, strain...) of an infinite hollow cylinder made of composite material under unsteady, axisymmetric plane temperature field. In the numerical calculations, we mainly studied the influence of time and volume ratio of the particle on the displacement and thermoelastic stress of a cylinder made of Titanium /PVC composite.

## 1. Introduction

Nowadays, composite materials are increasingly promoting their preeminences (such as high shock capacity, high thermal-mechanical load capacity...) when applied in real structures. The study of thermal-mechanical behavior of composite cylinder has attracted the attention of many authors and series of articles have been published on this field. The transient thermal stress problems of multi-layered cylinder as well as hollow composite cylinder are studied in [1-4] by different methods. Iyengar et al. [5] investigated thermal stresses in a finite hollow cylinder due to an axisymmetric temperature field at the end surface. Soldatos et al. [6] presented the three dimensional static, dynamic, thermoelastic and buckling analysis of homogeneous and laminated composite cylinders. Bhattacharyya et al. [7] obtained the exact solution of elastoplastic response of an infinitely long composite cylinder during cyclic radial loading. Ahmed et al. [8] studied thermal stresses problem in non-homogeneous transversely isotropic infinite circular cylinder subjected to certain boundary conditions by the finite difference method. Jiann-Quo Tarn [9] obtained the exact solution for functionally graded (FGM) anisotropic cylinders subjected to thermal and mechanical loads. Chao et al. [10] investigated thermal stresses in a vis-coelastic three-phase composite cylinder. The thermal stresses and thermal-mechanical stresses of FGM circular hollow cylinder subjected to certain boundary conditions presented in [11-15]. By using the finite integral transform, Kong et al. [16] obtained the exact solution of thermal-magneto-dynamic and perturbation of magnetic field vector in a non-homogeneous hollow cylinder. Recently, the nonlinear thermoelastic problems of FGM cylinder has also been concerned to resolve in [17, 18]. In the articles above, some authors supposed that the material properties depend on both temperature and radius, some other authors assumed that they are independent from the temperature and only depend on the radius  $r$ .

---

\* Corresponding author: E-mail: [ducnd@vnu.edu.vn](mailto:ducnd@vnu.edu.vn)

In this paper, based on the governing equations of the theory of elasticity, the authors use the displacement method to find the analytical solution for displacement, strain, and thermoelastic stress of an infinite hollow cylinder made of particle filled composite material subjected to an unsteady, axisymmetric plane temperature field. We assumed that the composite material is elastic, homogeneous and isotropic. We also ignored the interaction between matrix phase and particle phase. The material's thermo-mechanical properties are independent from temperature. There is no heat source inside the cylinder. Since the heat flows generated by deformation and the dynamic effects by unsteady heat are minimal, they are also ignored.

## 2. Governing equations

Consider an infinite hollow cylinder made of spherical particle filled composite material. The cylinder having internal radius  $a$ , external radius  $b$  is subjected to an unsteady, axisymmetric plane temperature field  $T(r, t)$ .

The composite's physical and mechanical constants are calculated as below [19, 21, 23]:

$$G = G_m \left( 1 - \frac{15(1-n_m) \left( 1 - \frac{G_c}{G_m} \right) X}{7 - 5n_m + 2(4 - 5n_m) \frac{G_c}{G_m}} \right), \quad K = K_m + \frac{(K_c - K_m)X}{1 + (K_c - K_m) \left( K_m + \frac{4}{3}G_m \right)^{-1}};$$

$$a = a_m + (a_c - a_m) \frac{K_c (3K_m + 4G_m)}{K_m (3K_c + 4G_m) + 4(K_c - K_m)G_m X}; \quad (1)$$

$$E = \frac{9KG}{3K + G}, \quad n = \frac{l}{2(l + m)} = \frac{3K - 2G}{6K + 2G}, \quad K_i = \frac{E_i}{3(1 - 2n_i)}, \quad G_i = \frac{E_i}{2(1 + n_i)}, \quad (i = m, c).$$

Here  $X$  is the particle's volume ratio;  $(l, m)$ ,  $G$ ,  $K$ ,  $E$ ,  $n$ ,  $a$  are Lamé's constants, shear modulus, bulk modulus, Young's modulus, Poisson's ratio, thermal expansion coefficient, respectively; the subscripts  $m$  and  $c$  respectively belong to the matrix phase and particle phase.

In the cylindrical coordinate system  $(r, \theta, z)$  [19]: From the symmetric property, every point is only displaced in the radial direction, so the displacement field has the form:

$$u_r = u(r, t), \quad u_z = u_q = 0. \quad (2)$$

The Cauchy relation for strain and displacement are:

$$e_{rr} = \frac{\partial u}{\partial r}, \quad e_{qq} = \frac{u}{r}, \quad e_{zz} = e_{rz} = e_{qz} = e_{rq} = 0. \quad (3)$$

The stress strain relations according to the linear thermoelastic theory are given by

$$\begin{aligned} s_{rr} &= l q + 2 m e_{rr} - (3l + 2m) a (T - T_0), \\ s_{qq} &= l q + 2 m e_{qq} - (3l + 2m) a (T - T_0), \\ s_{zz} &= l q - (3l + 2m) a (T - T_0), \\ t_{rq} &= t_{rz} = t_{zq}, \end{aligned} \quad (4)$$

where  $T_0$  is the initial temperature of the cylinder;  $q = e_{rr} + e_{qq}$ .

When there is no heat source inside the cylinder and the thermal deformation caused of volume change is ignored, the heat conduction equation is expressed in the form

$$k\Delta T = rC \frac{\partial T}{\partial t}, \quad (5)$$

Here  $\Delta = \frac{\partial^2}{\partial r^2} + \frac{1}{r} \frac{\partial}{\partial r}$  is the Laplace operator;  $k$ ,  $r$ ,  $C$  are respectively the coefficients of thermal conductivity, mass density, heat capacity. They are determined as follow

$$k = (1-x) k_m + x k_c; \quad r = (1-x) r_m + x r_c; \quad C = \frac{(1-x) C_m r_m + x C_c r_c}{(1-x) r_m + x r_c}. \quad (6)$$

Since the inertia term is ignored, the equilibrium equation is given by

$$\frac{\partial s_{rr}}{\partial r} + \frac{1}{r}(s_{rr} - s_{\theta\theta}) = 0. \quad (7)$$

Substitute Eq. (3) and Eq. (4) into Eq. (7) we get

$$\frac{\partial^2 u}{\partial r^2} + \frac{1}{r} \frac{\partial u}{\partial r} - \frac{u}{r^2} = \frac{3l + 2m}{l + 2m} a \frac{\partial T}{\partial r}. \quad (8)$$

Introduce the following notations

$$E_1 = \frac{E}{1-n^2}, \quad n_1 = \frac{n}{1-n}, \quad a_1 = a(1+n). \quad (9)$$

Eq. (8) can be rewritten as

$$\frac{\partial}{\partial r} \left( \frac{1}{r} \frac{\partial}{\partial r} (ru) \right) = (1+n_1) a_1 \frac{\partial T}{\partial r}. \quad (10)$$

The initial and boundary conditions of the temperature field are [23]

$$\begin{aligned} T(r, 0) &= [T(r, t)]_{t=0} = T_0, \\ \left[ \frac{\partial T}{\partial r} - \frac{b_1}{k} (T - J_1) \right]_{r=a} &= 0, \\ \left[ \frac{\partial T}{\partial r} + \frac{b_2}{k} (T - J_2) \right]_{r=b} &= 0, \end{aligned} \quad (11)$$

Here  $J_1, b_1$  are the temperature of the surrounding environment and the surface heat transfer coefficient on the inner edge  $r = a$ ;  $J_2, b_2$  are the corresponding values on the outer edge  $r = b$  ( $T_0, J_1, J_2$  considered as constants).

The static boundary conditions are

$$\begin{aligned} s_{rr} \Big|_{r=a} &= 0, \\ s_{rr} \Big|_{r=b} &= 0. \end{aligned} \quad (12)$$

### 3. Solution method

By using the Laplace transform and the Bessel functions, A.D. Kovalenko [23] found out the general analytical solution of Eq. (5) with the conditions (11) as below

$$T = J_2 + (J_1 - J_2) \frac{g_1 R_1 (1 - g_2 \ln R)}{g_2 + g_1 R_1 (1 - g_2 \ln R)} - 2 \sum_{n=1}^{\infty} A_n u_0(w_n R) e^{-w_n^2 t}, \quad (13)$$

Here:

$$R_1 = \frac{a}{b}, \quad R = \frac{r}{b}, \quad t = \frac{ht}{b^2}, \quad g_1 = \frac{b_1 b}{k}, \quad g_2 = \frac{b_2 b}{k}, \quad h = \frac{k}{r C_v}, \quad (14)$$

$$A_n = \frac{g_2 (J_2 - T_0) u_0(w_n) + g_1 R_1 (J_1 - T_0) u_0(w_n R_1)}{(g_2^2 + w_n^2) u_0^2(w_n) - R_1^2 (g_1^2 + w_n^2) u_0^2(w_n R_1)}, \quad (n = 1, 2, \dots), \quad (15)$$

$$u_m(x) = \left[ Y_1(w R_1) + \frac{g_1}{w} Y_0(w R_1) \right] J_m(x) - \left[ J_1(w R_1) + \frac{g_1}{w} J_0(w R_1) \right] Y_m(x), \quad (m = 0, 1), \quad (16)$$

$J_m(x)$ ,  $Y_m(x)$  ( $m = 0, 1$ ) are the Bessel functions of order  $m$  of the first and second kinds [20], respectively;  $w_n$  ( $n = 1, 2, \dots$ ) are the roots of the transcendental equation

$$\frac{w u_1(w)}{u_0(w)} - g_2 = 0. \quad (17)$$

The general solution of Eq. (10) may be expressed in the form

$$u = D_1 r + \frac{D_2}{r} + \frac{(1+n_1) a_1}{r} \int_a^r [T - T(a, t)] r dr, \quad (18)$$

Where  $D_1, D_2$  are the constants of integration determined from the conditions (12).

Substituting Eq. (18) into Eq. (3) and the first expression of Eqs (4), we have

$$s_{rr} = \frac{E_1}{1-n_1} [D_1 + a_1 (T_0 - T(a, t))] - \frac{E_1}{1+n_1} \frac{D_2}{r^2} + \frac{E_1 a_1}{r^2} \int_a^r [T - T(a, t)] r dr, \quad (19)$$

Substituting Eq. (19) into Eq. (12), we find out the constants of integration  $D_1, D_2$

$$D_1 = \frac{(1-n_1) a_1}{b^2 - a^2} \int_a^b [T - T(a, t)] r dr - a_1 [T_0 - T(a, t)]; \quad (20)$$

$$D_2 = \frac{(1+n_1) a_1 a^2}{b^2 - a^2} \int_a^b [T - T(a, t)] r dr.$$

Substituting Eq. (20) and Eq. (13) into Eq. (18), we obtain the expression for the radial displacement

$$u = \frac{a_1}{r} \left\{ \frac{(1-n_1) r^2 + (1+n_1) a^2}{b^2 - a^2} \left( Q_1 + \sum_{n=1}^{\infty} A_n M_n e^{-w_n^2 t} \right) + (1+n_1) \left( Q_2 + \sum_{n=1}^{\infty} A_n L_n e^{-w_n^2 t} \right) - [T_0 - T(a, t)] r^2 \right\}. \quad (21)$$

From Eq. (3) and Eq. (21), the deformation components of the cylinder can be written as

$$e_{rr} = \frac{a_1}{r^2} \left\{ \frac{(1-n_1) r^2 - (1+n_1) a^2}{b^2 - a^2} \left( Q_1 + \sum_{n=1}^{\infty} A_n M_n e^{-w_n^2 t} \right) - (1+n_1) \left( Q_2 + \sum_{n=1}^{\infty} A_n L_n e^{-w_n^2 t} \right) + [n_1 (T - T(a, t)) + (T - T_0)] r^2 \right\}, \quad (22a)$$

$$e_{qq} = \frac{a_1}{r^2} \left\{ \frac{(1-n_1)r^2 + (1+n_1)a^2}{b^2 - a^2} \left( Q_1 + \sum_{n=1}^{\infty} A_n M_n e^{-w_n^2 t} \right) + (1+n_1) \left( Q_2 + \sum_{n=1}^{\infty} A_n L_n e^{-w_n^2 t} \right) - [T_0 - T(a, t)] r^2 \right\}. \quad (22b)$$

Substitute Eqs. (22a) and (22b) into Eq. (4), we obtain the expressions of thermal stresses in the cylinder

$$s_{rr} = \frac{E_1 a_1}{r^2} \left\{ \frac{r^2 - a^2}{b^2 - a^2} \left( Q_1 + \sum_{n=1}^{\infty} A_n M_n e^{-w_n^2 t} \right) - \left( Q_2 + \sum_{n=1}^{\infty} A_n L_n e^{-w_n^2 t} \right) \right\}, \quad (23a)$$

$$s_{qq} = \frac{E_1 a_1}{r^2} \left\{ \frac{r^2 + a^2}{b^2 - a^2} \left( Q_1 + \sum_{n=1}^{\infty} A_n M_n e^{-w_n^2 t} \right) + \left( Q_2 + \sum_{n=1}^{\infty} A_n L_n e^{-w_n^2 t} \right) - [T - T(a, t)] r^2 \right\}, \quad (23b)$$

$$s_{zz} = \frac{E_1 a_1}{1+n_1} \left\{ \frac{2n_1}{b^2 - a^2} \left( Q_1 + \sum_{n=1}^{\infty} A_n M_n e^{-w_n^2 t} \right) - n_1 [T - T(a, t)] - (T - T_0) \right\}. \quad (23c)$$

Where

$$Q_1 = \frac{1}{2} \left\{ g_1 g_2 R_1 (J_1 - J_2) \frac{\frac{b^2 - a^2}{2} + b^2 \ln R_1}{g_2 + g_1 R_1 (1 - g_2 \ln R_1)} \right\},$$

$$Q_2 = \frac{1}{2} \left\{ g_1 g_1 R_1 (J_1 - J_2) \frac{\frac{r^2 - a^2}{2} + r^2 (\ln R_1 - \ln R)}{g_2 + g_1 R_1 (1 - g_2 \ln R_1)} \right\}, \quad (24)$$

$$M_n = (b^2 - a^2) u_0(w_n R_1) - \frac{2b}{w_n} [b u_1(w_n) - a u_1(w_n R_1)], (n = 1, 2, \dots),$$

$$L_n = (r^2 - a^2) u_0(w_n R_1) - \frac{2b}{w_n} [r u_1(w_n R) - a u_1(w_n R_1)], (n = 1, 2, \dots).$$

#### 4. Numerical results and discussion

Consider an infinite hollow cylinder made of spherical particle filled composite material. The cylinder has the physical, mechanical and geometrical properties as follows:  $a = 10$  cm;  $b = 10.5$  cm;  $T_0 = 290^\circ K$ .

Properties of PVC matrix:  $E_m = 3$  GPa,  $n_m = 0.2$ ,  $a_m = 8 \times 10^{-5} K^{-1}$ ,  $k_m = 0.16$  W/m.K,  $C_m = 900$  J/kg.K,  $r_m = 1380$  kg/m<sup>3</sup>.

Properties of Titanium:  $E_c = 100$  GPa,  $n_c = 0.34$ ,  $a_c = 4.8 \times 10^{-6} K^{-1}$ ,  $k_c = 22.1$  W/m.K,  $C_c = 523$  J/kg.K,  $r_c = 4500$  kg/m<sup>3</sup>.

Suppose that the the surrounding medium on the inner edge of the cylinder is water with the heat transfer coefficient  $b_1 = 400$  W/m<sup>2</sup>.K and the surrounding medium on the outter edge of the cylinder

is air with the heat transfer coefficient  $b_2 = 25 \text{ W/m}^2 \cdot \text{K}$ . In order to simplify the problem, in this paper, we ignore the water pressure on the cylinder wall.

In the following, we will investigate the distribution of the radial displacement and the stresses at different radius and particle's volume ratio when the temperatures of the surrounding mediums on the inner and outer edges of the cylinder are changed.

Case 1: The temperature of the surrounding medium on the inner edge of the cylinder is greater than the corresponding value on the outer edge of the cylinder ( $J_1 = 330^\circ \text{K}$ ,  $J_2 = 300^\circ \text{K}$ ). The results are presented in Fig. 1.

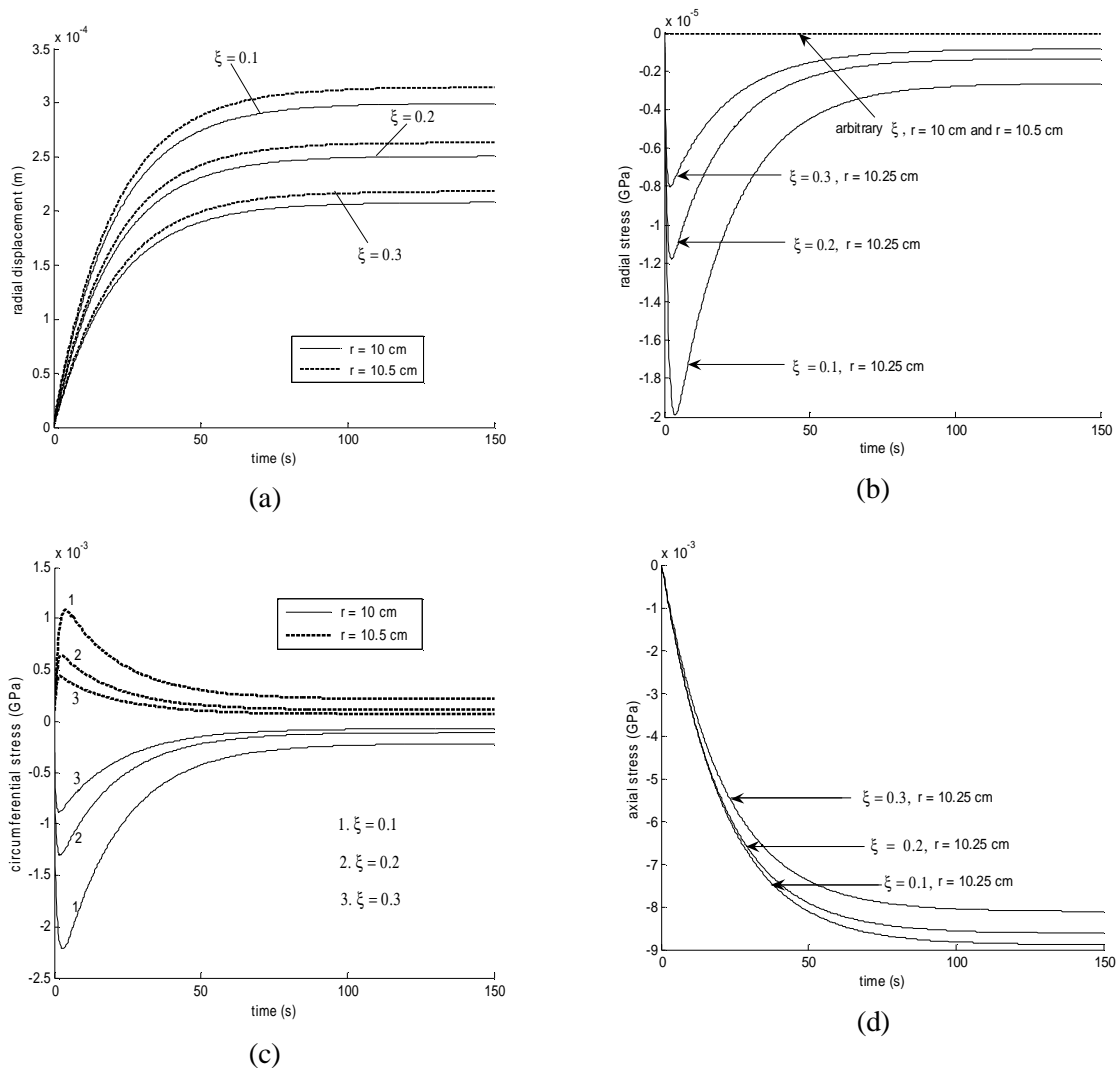


Fig. 1. Distributions of radial displacement and stress components

$$T_0 = 290^\circ \text{K}, \quad J_1 = 330^\circ \text{K}, \quad J_2 = 300^\circ \text{K}.$$

Case 2: The temperatures of the surrounding medium on the inner and outer edges of the cylinder are equal ( $J_1 = J_2 = 320^\circ \text{K}$ ). The results are presented in Fig. 2.

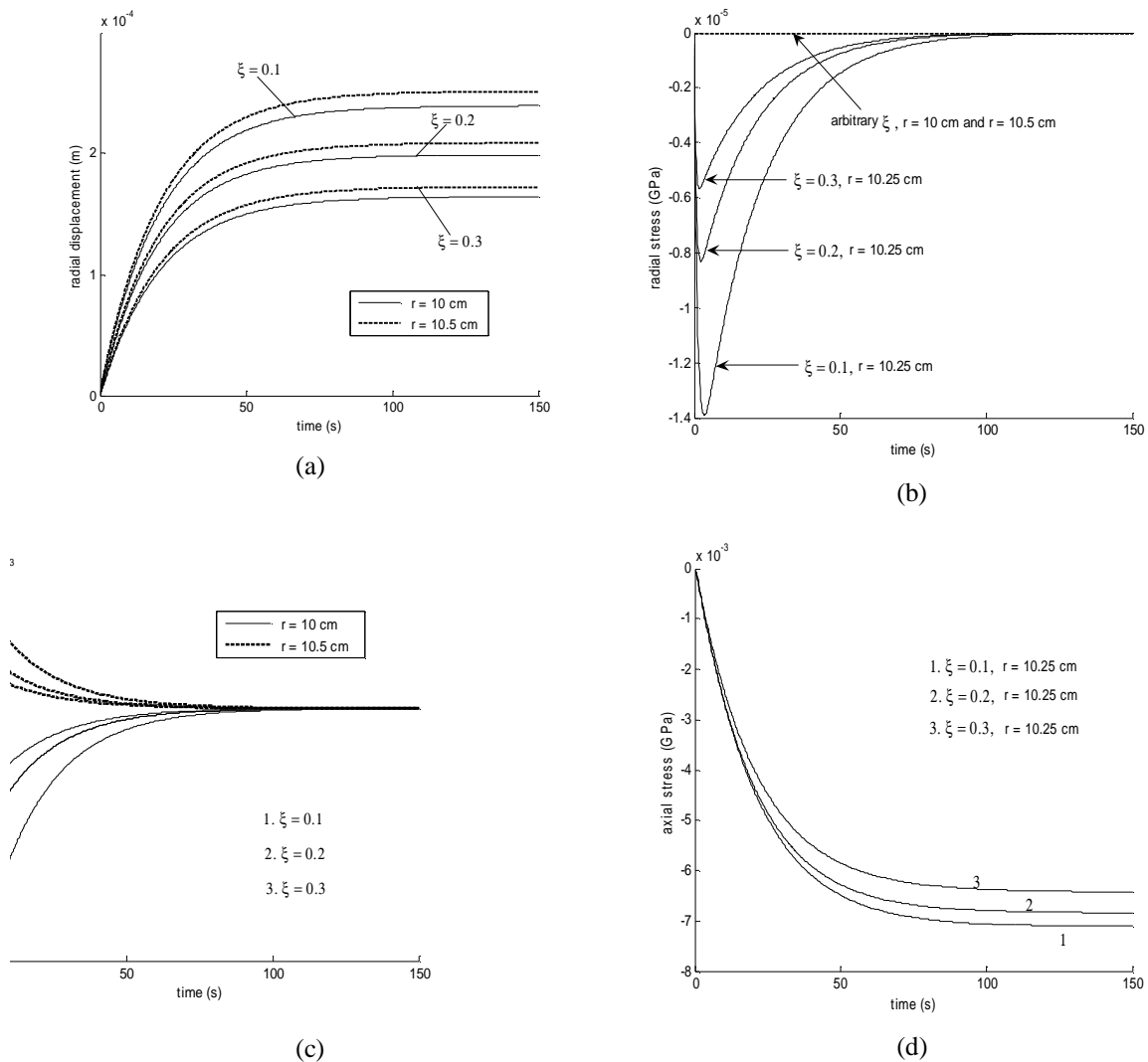


Fig. 2. Distributions of radial displacement and stress components

$$T_0 = 290^0 K, \quad J_1 = J_2 = 320^0 K.$$

Case 3: The temperature of the surrounding medium on the inner edge of the cylinder is smaller than the corresponding value on the outer edge of the cylinder ( $J_1 = 300^0 K$ ,  $J_2 = 320^0 K$ ). The results are presented in Fig. 3.

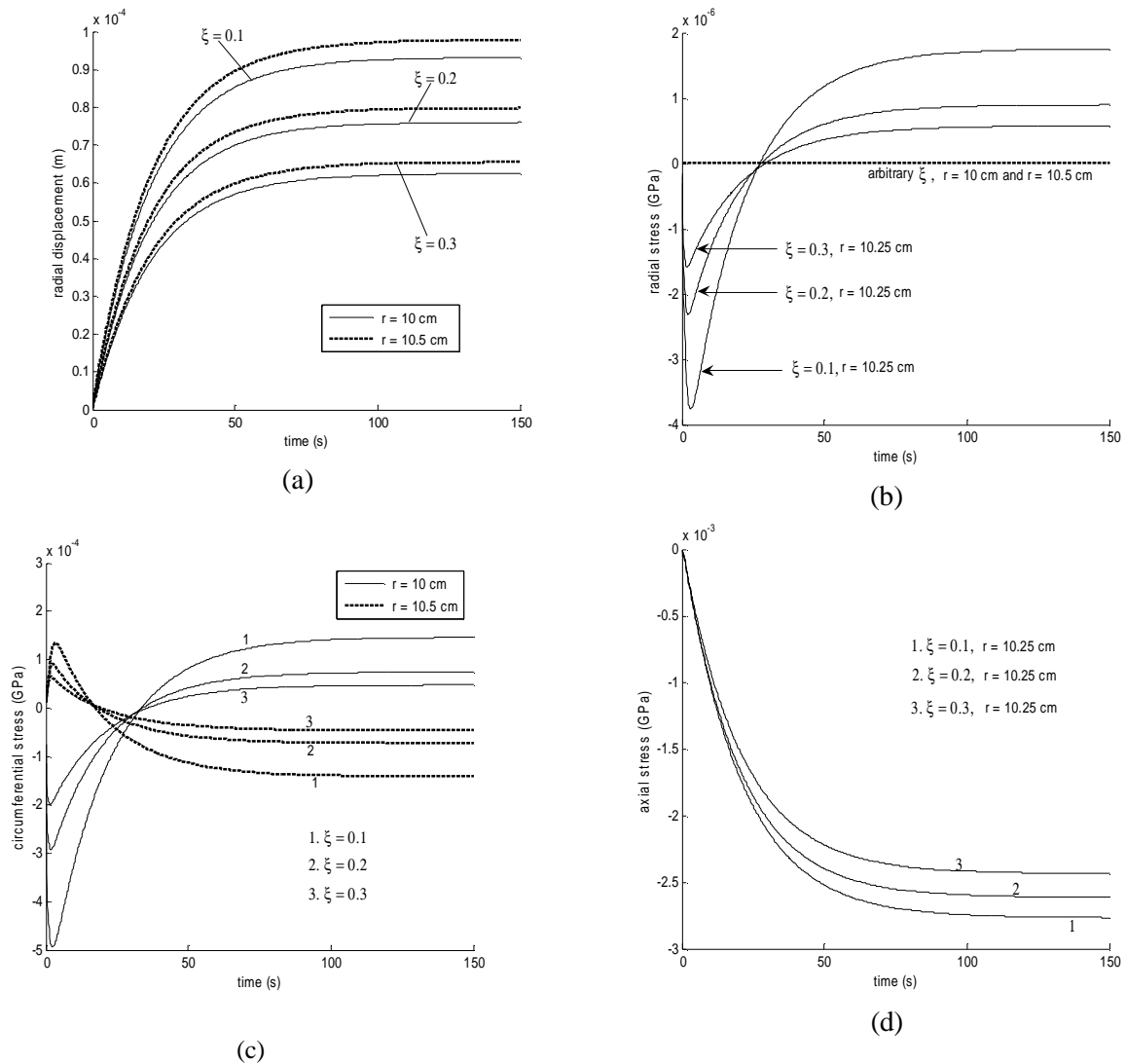


Fig. 3. Distributions of radial displacement and stress components

$$T_0 = 290^0 K, \quad J_1 = 300^0 K, \quad J_2 = 320^0 K.$$

From figs. 1, 2 and 3, it can be seen that in all three cases, the radial displacement and thermal stresses vary very slowly. The displacement and stresses in the first 50 seconds vary more quickly than in the later time interval. It can be seen from Figs. 1a, 2a and 3a that the radial displacement always has positive sign and increase slowly with time. From figs. 1d, 2d and 3d it can be seen that the axial stress always has negative sign and its absolute value increases slowly with time. The radial and circumferential stresses in the cases 1 and 2 (figs. 1(b-c) and 2(b-c)) have negative sign and their absolute value increase in the first seconds (from 0s to 3s), then decrease in the later time interval, with the exception in the case 3, their histories in the first 40 seconds are similar to their histories in two cases above (fig. 3b-c) but in the later time interval, they suddenly have positive sign and increase slowly with time.



In every case, the distribution of the displacement and stresses at different radii are different. The radial stress at inner and outer surfaces of the cylinder ( $r = 10$  cm and  $r = 10.5$  cm) equal zero, which satisfies the given zero boundary conditions.

It can be seen from Figs. 1, 2 and 3 that the distributions of the radial displacement and stresses at different particle's volume ratios are different. The absolute values of the radial displacement and stresses at  $X = 0.3$  are less than theirs at  $X = 0.1$  and  $X = 0.2$ . Therefore, when the particle's volume ratio is increased, the radial displacement and thermal stresses of the composite cylinder decrease and their histories on the time are slower.

When the temperatures of the surrounding mediums inside and outside the cylinder change, the displacement and stresses of the cylinder change. Their absolute values in the case 1 are maximum, and the corresponding values in the case 3 is minimum. This result satisfies practice, because the coefficients of thermal conductivity and heat transfer coefficient of water are much greater than the corresponding values of air. Hence, the environments inside and outside the cylinder also affect to the thermal-mechanical behavior of the cylinder.

## 5. Conclusion

Based on the governing equations and the displacement method in the theory of elasticity, the paper determined the analytical solution of stresses, deformations and displacements for an infinite hollow cylinder made of spherical particle filled composite material under an unsteady, axisymmetric, plane temperature field with the assumption that the composite is elastic, homogeneous, isotropic and the material properties are temperature - independent.

The numerical calculations of the paper clearly analyzed the influence of time, particle's volume ratio and temperature on the states of unsteady thermal stress and displacement in the infinite hollow cylinder made of titanium /PVC composite material.

It can be also confirmed from the numerical results that the particle plays an important role on the states of stress, deformation and displacement of the composite cylinder. Certain volume ratios of particle can decrease the displacements, strains and stresses of the composite cylinder. Hence, they can increase the crackproof capacity, waterproof capacity as well as heatproof capacity (increase the strength) for composite. This is the basis to calculate and design the composite cylinder structures which are not only increased in strength, but also decreased in cost.

**Acknowledgments.** The results have been performed with the financial support of key themes QGTD 09.01 of Vietnam National University, Hanoi.

## References

- [1] Y.Takeuti, Y.Tanigawa, N.Noda, T.Ochi, Transient thermal stresses in a bonded composite hollow circular cylinder under symmetrical temperature distribution, *Nuclear Engineering and Design* 41 (1977) 335.
- [2] Y.Takeuti, Y.Tanigawa, Axisymmetrical transient thermoelastic problems in a composite hollow circular cylinder, *Nuclear Engineering and Design* 45 (1978) 159.
- [3] L.S. Chen, H.S. Chu, Transient thermal stresses of a composite hollow cylinder heated by a moving line source, *Computers and Structures* Vol. 33, No. 5 (1989) 1205.

- [4] K.C. Jane, Z.Y. Lee, Thermoelastic transient response of an infinitely long annular multilayered cylinder, *Mechanics Research communications* Vol. 26, No. 6 (1999) 709.
- [5] K.T.S.R. Iyengar, K. Chandrashekhara, Thermal stresses in a finite hollow cylinder due to an axisymmetric temperature field at the end surface, *Nuclear Engineering and Design* 3 (1966) 382.
- [6] K. P. Soldatos, Jian Qiao Ye, Three dimensional static, dynamic, thermo-elastic and buckling analysis of homogeneous and laminated composite cylinders, *Composite Structures* 29 (1994) 131.
- [7] A. Bhattacharyya, E.J. Appiah, On the exact solution of elastoplastic response of an infinitely long composite cylinder during cyclic radial loading, *Journal of Mechanics and Physics of Solids* 48 (2000) 1065.
- [8] S.M. Ahmed, N.A. Zeiden, Thermal stresses problem in non-homogeneous transversely isotropic infinite circular cylinder, *Applied Mathematics and Computation* 133 (2002) 337.
- [9] Jiann-Quo Tarn, Exact solution for functionally graded anisotropic cylinders subjected to thermal and mechanical loads, *International Journal of Solids and Structures* 38 (2001) 8189.
- [10] C.K. Chao, C.T. Chuang, R.C. Chang, Thermal stresses in a viscoelastic three-phase composite cylinder, *Theoretical and Applied Fracture Mechanics* 48 (2007) 258.
- [11] K.M. Liew, S. Kitipornchai, X.Z. Zhang, C.W. Lim, Analysis of the thermal stress behaviour of functionally graded hollow circular cylinders, *International Journal of Solids and Structures* 40 (2003) 2355.
- [12] M. Jabbari, S. Sohrabpour, M.R. Eslami, Mechanical and thermal stresses in a functionally graded hollow cylinder due to radially symmetric loads, *International Journal of Pressure Vessels and Piping* 79 (2002) 493.
- [13] Z.S. Shao, Mechanical and thermal stresses of a functionally graded circular hollow cylinder with finite length, *International Journal of Pressure Vessels and Piping* 82 (2005) 155.
- [14] Z.S. Shao, G.W. Ma, Thermal-mechanical stresses in functionally graded circular hollow cylinder with linearly increasing boundary temperature, *Composite Structures* 83 (2008) 259.
- [15] M. Jabbari, A. Bahtui, M. R. Eslami, Axisymmetric mechanical and thermal stresses in thick short length FGM cylinders, *International Journal of Pressure Vessels and Piping* 86 (2009) 296.
- [16] T. Kong, D.X. Li, X. Wang, Thermo-magneto-dynamic stresses and perturbation of magnetic field vector in a non-homogeneous hollow cylinder, *Applied Mathematical Modelling* 33 (2009) 2939.
- [17] M. Shariyat, A nonlinear Hermitian transfinite element method for transient behaviour analysis of hollow functionally graded cylinders with temperature-dependent materials under thermo-mechanical loads, *International Journal of Pressure Vessels and Piping* 86 (2009) 280.
- [18] M. Shariyat, M. Khaghani, S.M.H. Lavasani, Nonlinear thermoelasticity, vibration and stress wave propagation analyses of thick FGM cylinder with temperature-dependent material properties, *European Journal of Mechanics A/Solids* 29 (2010) 378.
- [19] Dao Huy Bich, *Elastic Theory*, Publishers of Vietnam National University, Hanoi (2000).
- [20] **Nguyen Thua Hop, *Partial Derivative Equation*, Publishers of Vietnam National University, Hanoi, 2006.**
- [21] Nguyen Hoa Thinh, Nguyen Dinh Duc, *Composite Material, Mechanics and Technology*, Publishers of Scientific and Technical, Hanoi, 2002.
- [22] Nguyen Dinh Duc, Hoang Van Tung, Do Thanh Hang, An alternative method determining the coefficient of thermal expansion of composite material of spherical particles, *Vietnam Journal of Mechanics*, VAST, Vol. 29, No. 1 (2007) 58.
- [23] A. D. Kovalenko, *Basic of Thermoelastic Theory*. Kiev, Naukova Dumka 1970.